




UNDERSTANDING MULTIPLICATION (ARRAYS) 1A

Example:


Look at the array below



This array can be thought of as a group of 2 objects repeated 3 times, or in other words 2×3 . There are 6 faces in the array, so we have $2 \times 3 = 6$.

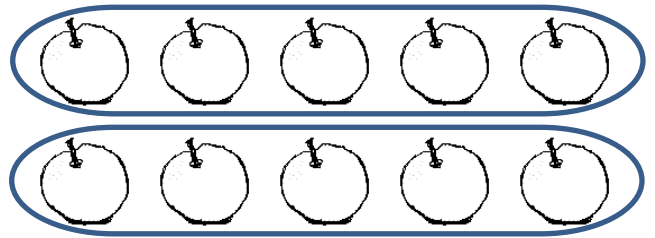
Change these arrays into multiplication sentences.

1)



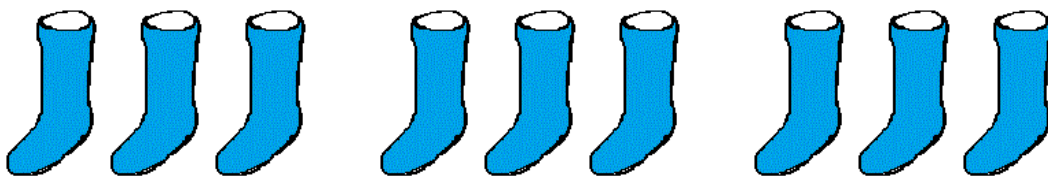
$$2 \times 4 = \underline{\quad}$$

2)



$$5 \times \underline{\quad} = \underline{\quad}$$

3)



$$\underline{\quad} \times \underline{\quad} = \underline{\quad}$$

4)



$$\underline{\quad} \times \underline{\quad} = \underline{\quad}$$




Name

Date

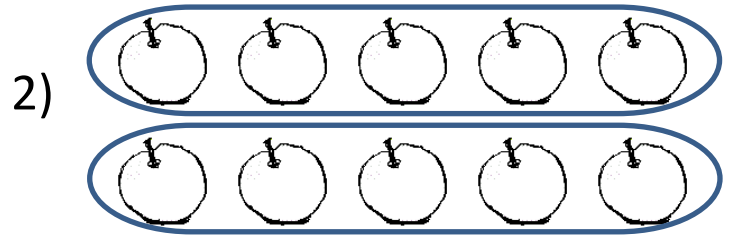


UNDERSTANDING MULTIPLICATION (ARRAYS)

SHEET 1A ANSWERS



$$2 \times 4 = \underline{8}$$



$$5 \times 2 = 10$$



$$\underline{3} \times \underline{3} = \underline{9}$$



$$\underline{3} \times \underline{4} = \underline{12}$$



2ND GRADE

MATH-SALAMANDERS.COM