




# UNDERSTANDING MULTIPLICATION (ARRAYS) 1

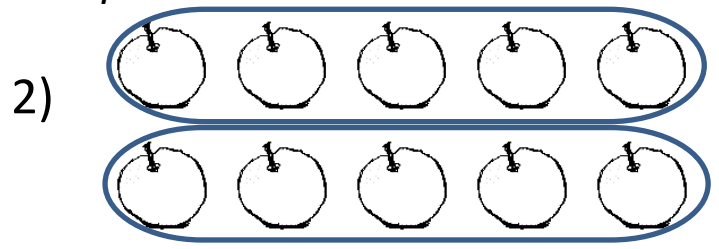

## Example:

Look at the array below



This array can be thought of as three groups of 2 objects, or in other words  $3 \times 2$ . There are 6 faces in the array, so we have  $3 \times 2 = 6$ .

*Change these arrays into multiplication sentences.*



$$4 \times 2 = \underline{\quad}$$

$$2 \times \underline{\quad} = \underline{\quad}$$



$$\underline{\quad} \times \underline{\quad} = \underline{\quad}$$



$$\underline{\quad} \times \underline{\quad} = \underline{\quad}$$




Name

Date

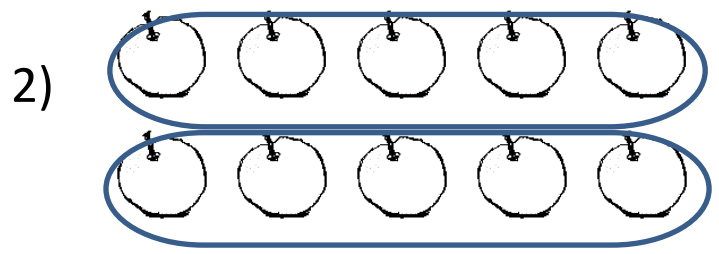


# UNDERSTANDING MULTIPLICATION (ARRAYS)

## SHEET 1 ANSWERS



$$4 \times 2 = \underline{8}$$



$$2 \times 5 = 10$$



$$\underline{3} \times \underline{3} = \underline{9}$$



$$\underline{3} \times \underline{4} = \underline{12}$$



2ND GRADE

MATH-SALAMANDERS.COM